Customer Information Sheet

IF IN DOUBT - ASK	©	NOT TO SCALE	THIRD ANGLE PROJECTION	ALL DIMENSIONS IN mm

NOTES:

Current Rating: 1.0AMP
Contact Resistance: 20mΩ Max
Withstanding Voltage: 500V AC/DC
Insulation Resistance: 1000MΩ Min
Operation Temperature: -40°C to +105°C

MATERIAL:
Contact Material: Phosphor Bronze
Contact Plating: Sn Over Ni
Insulator Material: PA46+30%G.F UL94V-0

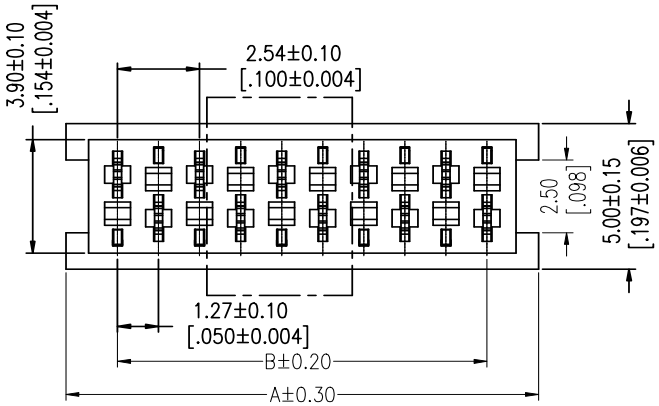

Recommended P.C.B Layout(Top Side)
(PCB BOARD TOLERANCE+0.05)

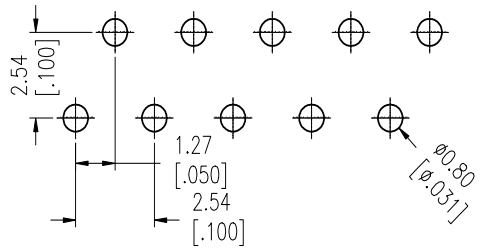

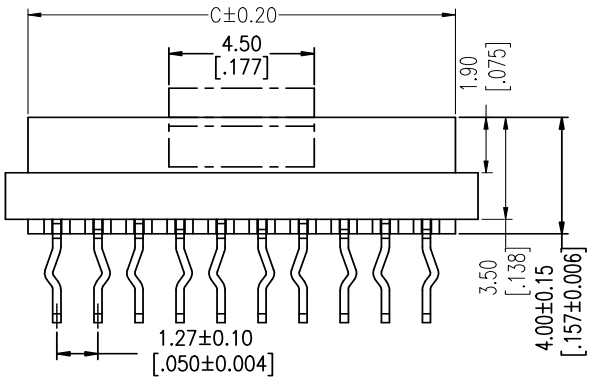

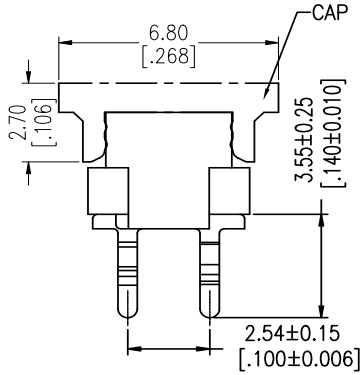

Specification & Ordering Information:

Pin No	Dimension A	Dimension B	Dimension C	Q'ty /Tube
04	7.00	3.81	5.60	82
06	9.54	6.35	8.14	60
08	12.08	8.89	10.68	48
10	14.62	11.43	13.22	39
12	17.16	13.97	15.76	33
14	19.70	16.51	18.30	29
16	22.24	19.05	20.84	26
18	24.78	21.59	23.38	23
20	27.32	24.13	25.92	21
22	29.86	26.67	28.46	19
24	32.40	29.21	31.00	17
26	34.94	31.75	33.54	16

PART NUMBER

M SCM - XX FB TH N T1 X

- SignalCore Micro 1.27mm Pitch
- No of Pin : 04P 14P 06P 16P 08P 18P 10P 20P 12P
- Latch Option : N=No Latch
- Packing : T = Tube P = Tube + CAP

NAME	ISS.	DATE	CN/CO
AT	01	21Jan22	--
APPROVED: WT /ML			
CHECKED: TA			
DRAWN: WC			

HARWIN
www.harwin.com

GENERAL TOLERANCE	
LENGTH	ANGLE
X. ±NA	±3.0°
.X ±0.40	
.XX ±0.25	
.XXX ±0.15	

THIS DRAWING AND ANY INFORMATION OR DESCRIPTIVE MATTER SET OUT HEREON ARE CONFIDENTIAL AND COPYRIGHT PROPERTY OF THE HARWIN GROUP AND MUST NOT BE DISCLOSED, LOANED, COPIED OR USED FOR MANUFACTURING, TENDERING OR FOR ANY OTHER PURPOSE WITHOUT THEIR WRITTEN PERMISSION.

MATERIAL & FINISH: SEE ABOVE

TITLE: 1.27mm Pitch Connector Socket 180° DIP Without Latch

DRAWING NUMBER: MSCM-XXFBTHNT1X

SHT 1 OF 1